




Nelson Handwriting

Help your children develop their handwriting skills while completing this fun Christmas puzzle.

1) Find the Christmas words in the wordsearch below. Can you find the bonus word?*

2) Then write the words on the lines below. Remember to join your letters carefully, paying attention to the ascenders and descenders.



y	w	v	h	u	d	w	c	c	g	a	w	w	r	u	d	k	e
p	e	p	k	l	e	c	a	p	e	h	k	r	l	g	m	q	h
s	t	a	r	x	c	i	r	a	b	l	t	v	e	e	b	q	s
c	p	v	i	f	o	d	d	w	a	s	e	r	h	a	i	s	c
h	u	x	y	x	r	s	s	c	u	f	q	b	e	f	t	h	z
r	k	e	v	i	a	n	q	u	b	t	n	d	r	e	a	h	w
i	k	y	y	y	t	q	h	a	l	b	i	c	r	a	v	v	l
s	w	t	h	i	e	o	y	o	e	p	h	n	c	e	t	e	p
t	r	e	i	n	d	e	e	r	k	h	b	k	s	s	z	e	n
m	w	c	d	s	s	b	a	o	v	s	n	o	w	e	b	r	f
a	r	v	v	k	y	w	i	q	z	y	c	a	r	o	l	s	g
s	s	h	h	o	l	l	y	s	f	x	s	v	x	m	c	k	k

*Bonus word: Christmas

bauble _____

cards _____

carols _____

celebrate _____

decorate _____

holly _____

reindeer _____

snow _____

star _____

tinsel _____

tree _____

wreath _____



Nelson Handwriting

Help your children develop their motor skills to help with their handwriting.

- 1) Practise your handwriting skills with your own letter to Father Christmas
- 2) Use the tramlines to continue your letter



Dear Father Christmas,

From



Nelson Handwriting

Help your children with those important motor skills while creating some fun Christmas Decorations.


- 1) Take a piece of A4 paper and cut in half longways
- 2) Fold piece into 5 sections, accordion style
- 3) With your chosen template, trace or glue this to the front of the folded paper
- 4) Cut around the black line only **make sure not to cut the edges on the fold**
- 5) Repeat the process for a longer chain and tape the ends together
- 6) Decorate as you wish



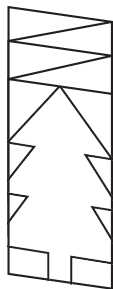
1)



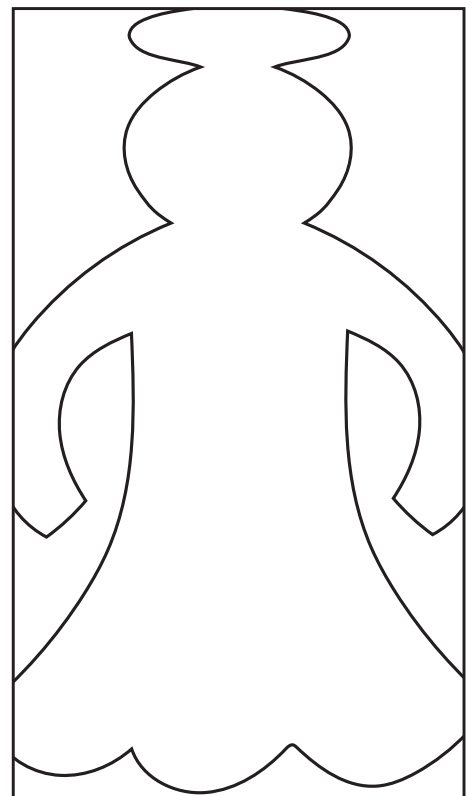


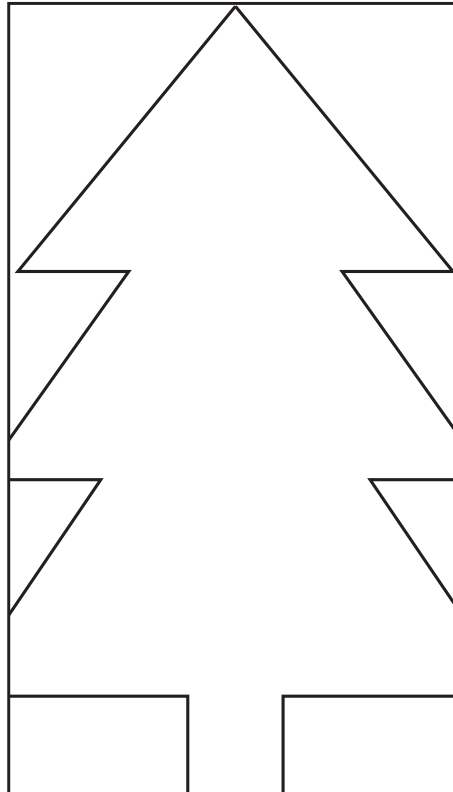

2)



3) and 4)



5) and 6)





Nelson Handwriting

Help your children with those important motor skills while creating some fun Christmas Decorations.

- 1) Join up the dotted lines to complete your Christmas tree and decorations.
- 2) Colour and decorate as you wish

